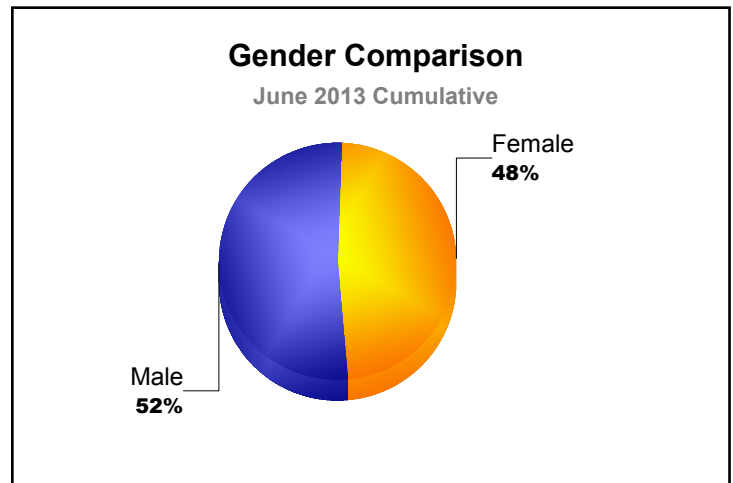
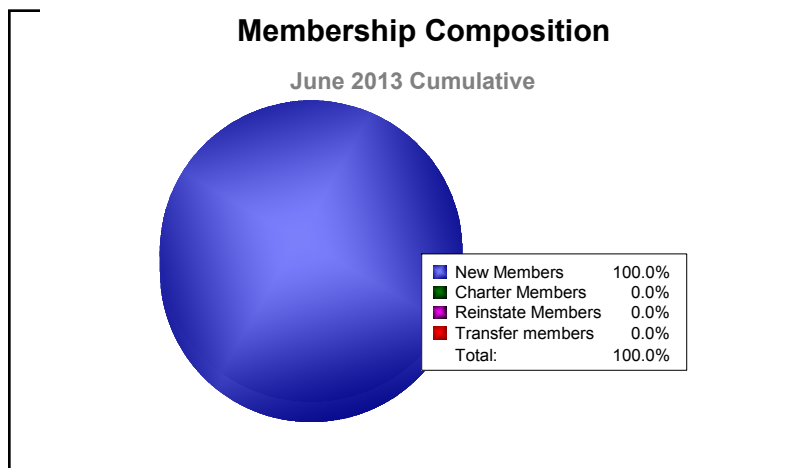
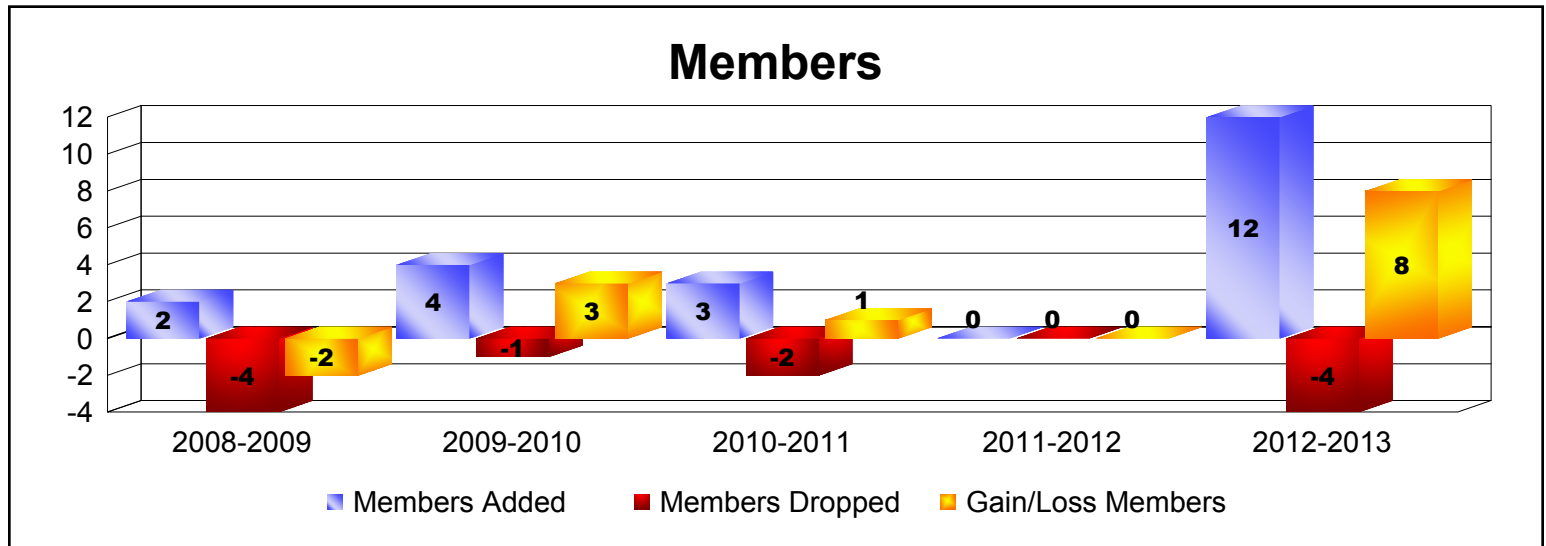
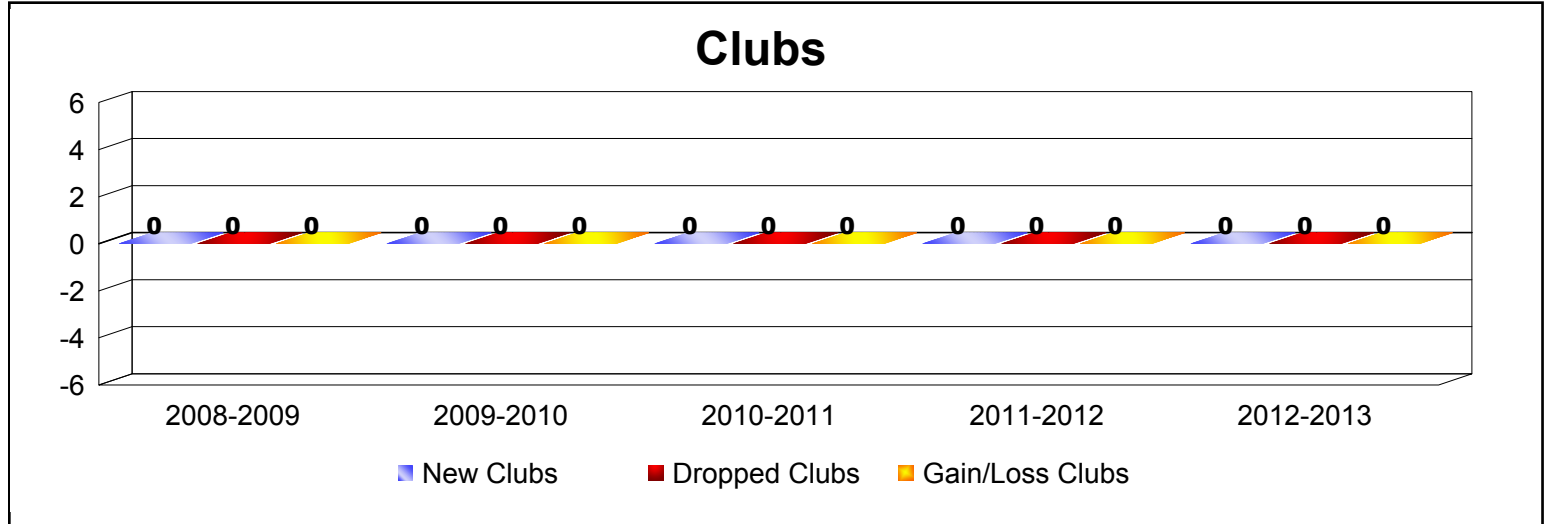
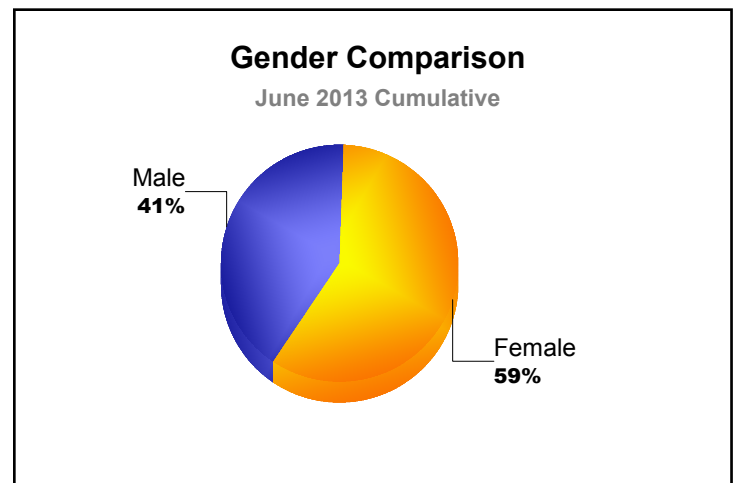
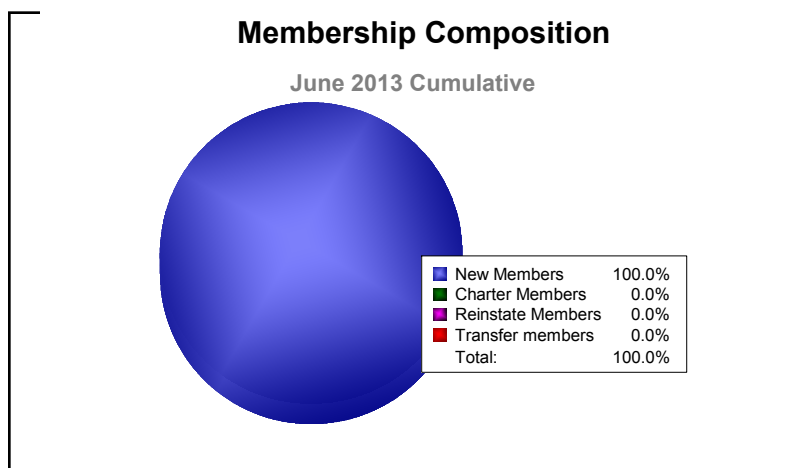
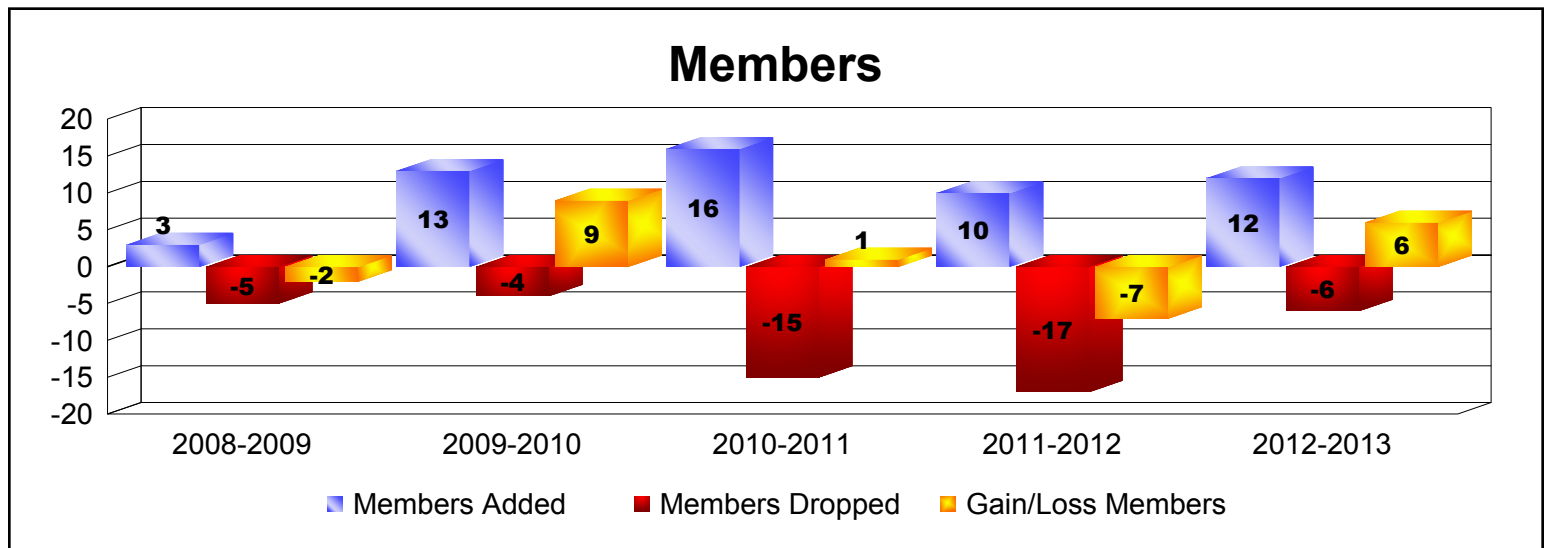
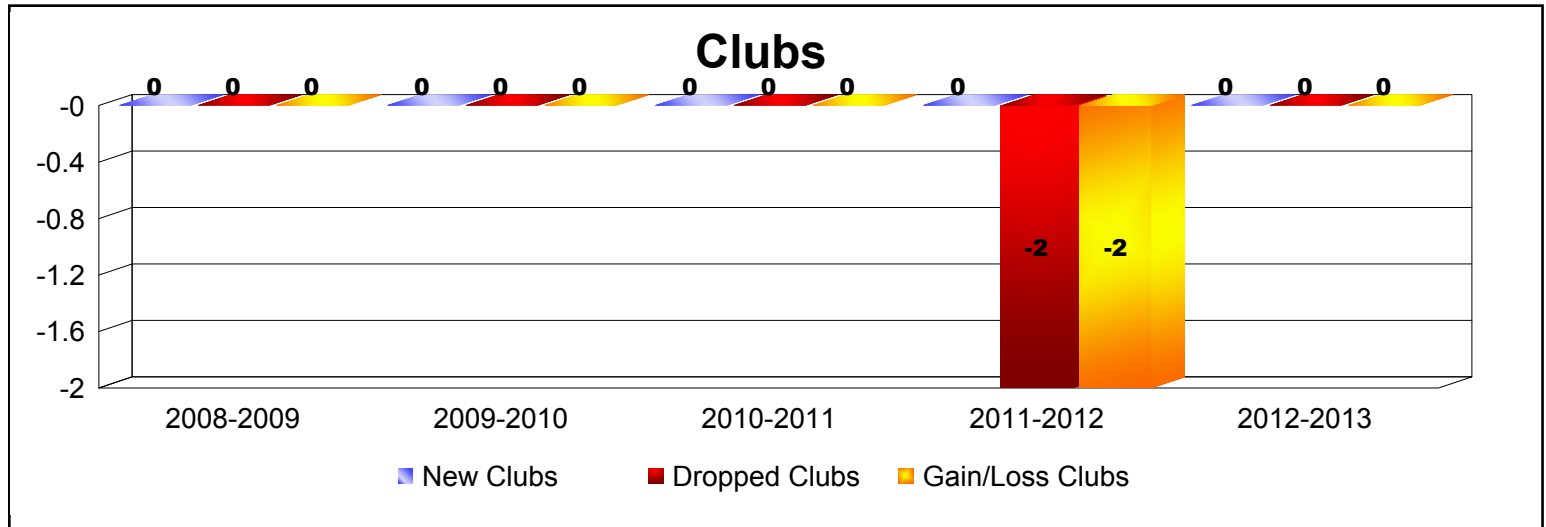


Year	New Clubs	Dropped Clubs	Gain/Loss Clubs	New Members	Charter Members	Reinstate Members	Transfer Members	Total Member Added	Total Members Dropped	Gain/Loss Members
2008-2009	0	0	0	2	0	0	0	2	-4	-2
2009-2010	0	0	0	4	0	0	0	4	-1	3
2010-2011	0	0	0	3	0	0	0	3	-2	1
2011-2012	0	0	0	0	0	0	0	0	0	0
2012-2013	0	0	0	12	0	0	0	12	-4	8
Average	0	0	0	4	0	0	0	4	-2	2



Year	New Clubs	Dropped Clubs	Gain/Loss Clubs	New Members	Charter Members	Reinstate Members	Transfer Members	Total Member Added	Total Members Dropped	Gain/Loss Members
2008-2009	0	0	0	3	0	0	0	3	-5	-2
2009-2010	0	0	0	13	0	0	0	13	-4	9
2010-2011	0	0	0	16	0	0	0	16	-15	1
2011-2012	0	-2	-2	10	0	0	0	10	-17	-7
2012-2013	0	0	0	12	0	0	0	12	-6	6
Average	0	0	0	11	0	0	0	11	-9	1



Year	New Clubs	Dropped Clubs	Gain/Loss Clubs	New Members	Charter Members	Reinstate Members	Transfer Members	Total Member Added	Total Members Dropped	Gain/Loss Members
2008-2009	0	-3	-3	49	0	4	4	57	-121	-64
2009-2010	0	-2	-2	105	0	9	19	133	-164	-31
2010-2011	0	-4	-4	112	0	7	8	127	-112	15
2011-2012	1	-2	-1	110	25	6	19	160	-149	11
2012-2013	0	-2	-2	152	0	13	8	173	-137	36
Average	0	-3	-2	106	5	8	12	130	-137	-7

